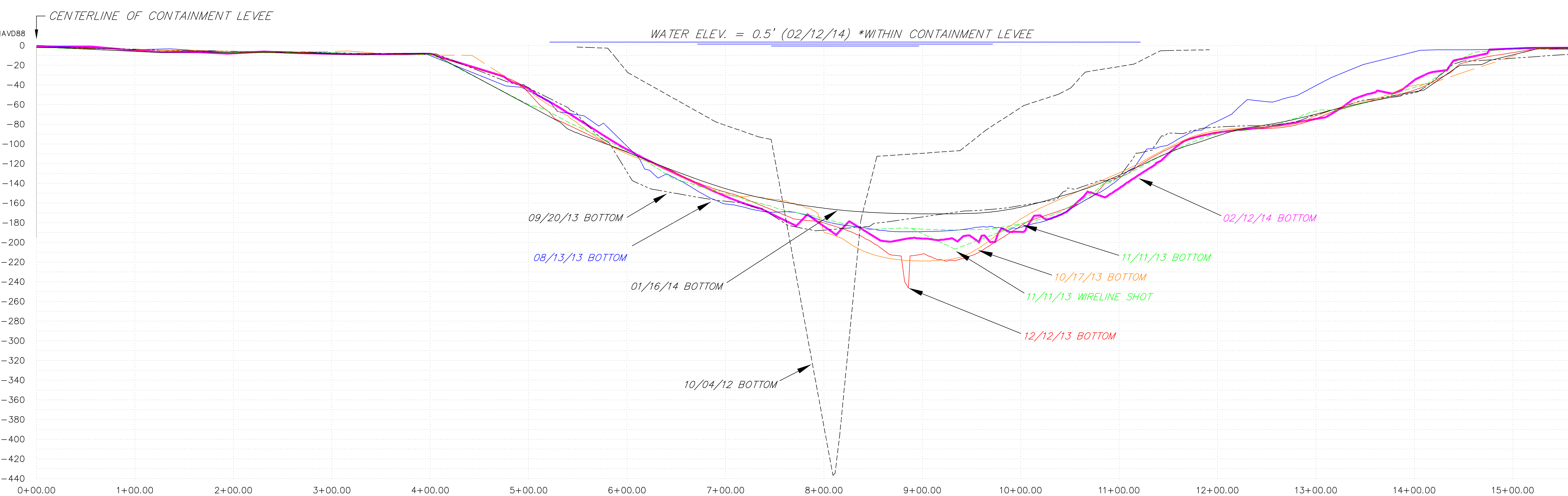


CROSS SECTION W-E

PROFILE:
 HORIZONTAL: 1"=50'
 VERTICAL: 1"=50'



CROSS SECTION S-N

PROFILE:
 HORIZONTAL: 1"=50'
 VERTICAL: 1"=50'

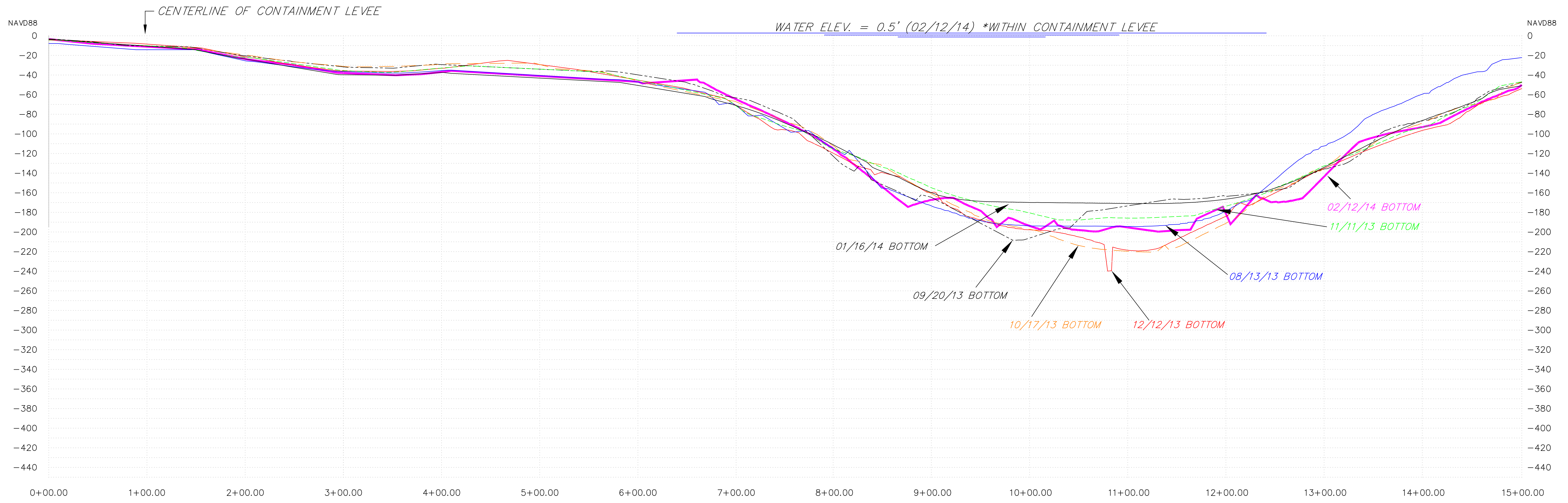


Miller Engineers & Associates, Inc.
 Consulting Engineers & Land Surveyors
 601 Main Street P.O. Box 223
 Franklin, La. 70538

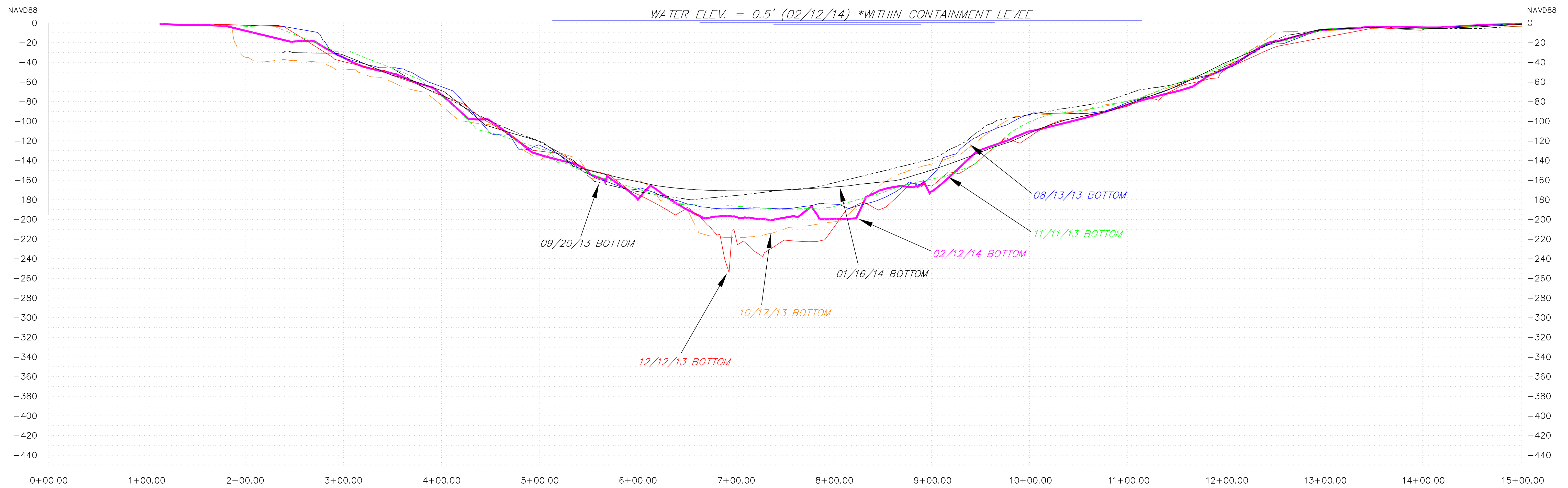
TEXAS BRINE
 BAYOU CORNE/GRAND BAYOU SINKHOLE

FEBRUARY 2014
 PLAN & PROFILE

Drawn: M. J. Fore, PLS
 Designed:
 Approved:
 Date: 10/04/2012
 Project No: 13512
 Scale: As Shown
 Revised: 02/20/14
 Sheet 2 of 3



CROSS SECTION SSW-NNE



CROSS SECTION SSE-NNW



Miller Engineers & Associates, Inc.
 Consulting Engineers & Land Surveyors
 601 Main Street P.O. Box 223
 Franklin, La. 70538

TEXAS BRINE
 BAYOU CORNE/GRAND BAYOU SINKHOLE

FEBRUARY 2014
 PLAN & PROFILE

Drawn: M. J. Fore, PLS
 Designed:
 Approved:
 Date: 10/04/2012
 Project No: 13512
 Scale: As Shown
 Revised: 02/20/14
 Sheet 3 of 3